

Research Awards Dashboard

Overview:

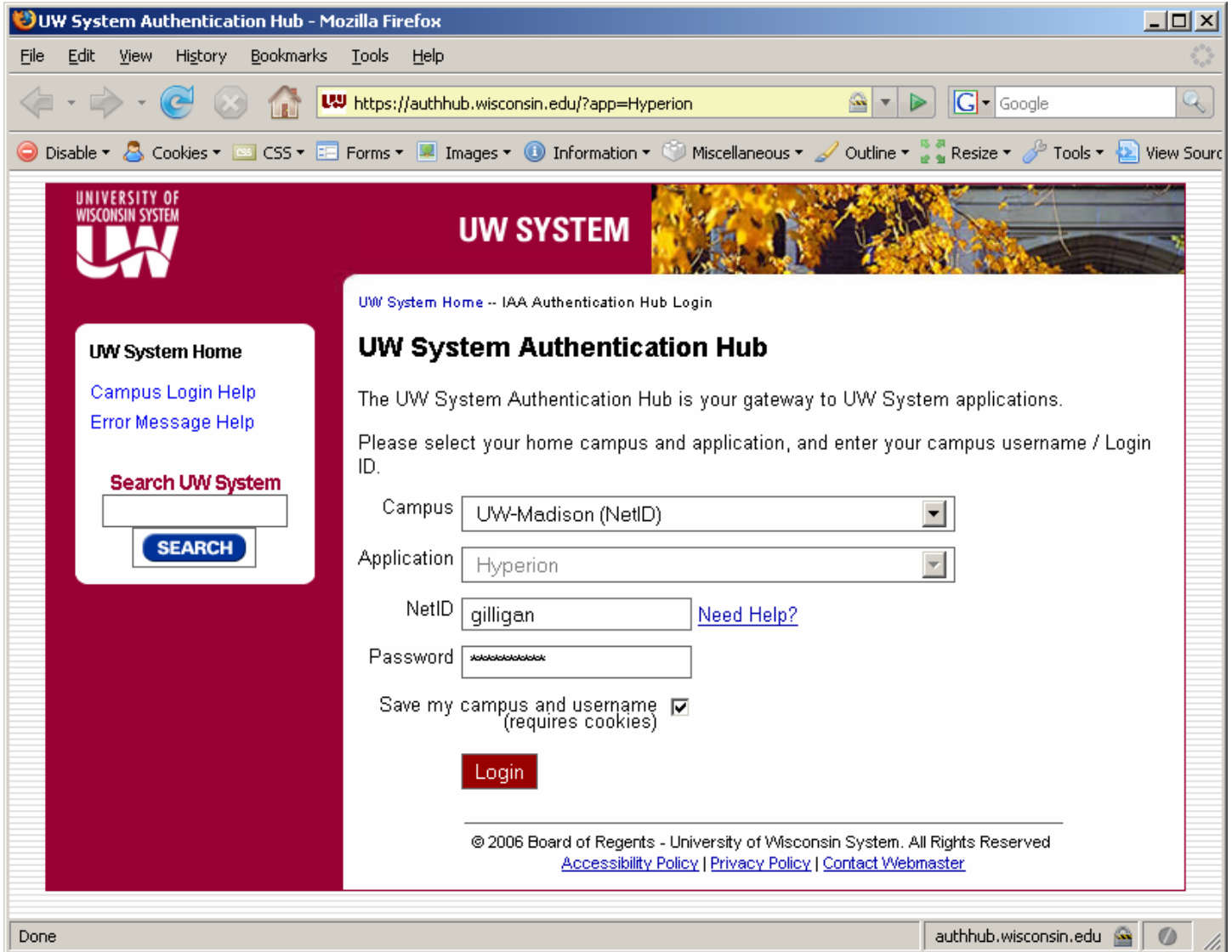
The research awards dashboard is a view of extramural support received by the School of Medicine and Public Health. Monies received can be reviewed by date, department type (basic, clinical, administration, other), department and funding type (federal, industry, endowment, etc.). The underlying data is extracted from the Infoaccess ESIS Notices table (Research Administration Notices) on a monthly basis.

Research Awards Dashboard Instructions

To access the dashboard, click on the Research Awards link, or go to

https://bi.faster.wisconsin.edu/HYPS/browse/withnav_get/MADISON/Medicine%20%26%20Public%20Health/SMPH%20Publishing/Production/Research%20Awards/

If you are not already logged in via the UW system authentication hub, you will first see a logon screen:



The screenshot shows a Mozilla Firefox browser window displaying the UW System Authentication Hub login page. The browser's address bar shows the URL <https://authhub.wisconsin.edu/?app=Hyperion>. The page features the University of Wisconsin System logo and the text "UW SYSTEM". Below the logo, there is a "UW System Home" section with links for "Campus Login Help" and "Error Message Help", and a "Search UW System" search bar with a "SEARCH" button. The main content area is titled "UW System Authentication Hub" and contains the following text: "The UW System Authentication Hub is your gateway to UW System applications. Please select your home campus and application, and enter your campus username / Login ID." The form includes a "Campus" dropdown menu set to "UW-Madison (NetID)", an "Application" dropdown menu set to "Hyperion", a "NetID" text input field containing "gilligan" with a "Need Help?" link, a "Password" text input field with masked characters, and a "Save my campus and username (requires cookies)" checkbox which is checked. A red "Login" button is positioned below the form. At the bottom of the page, there is a copyright notice: "© 2006 Board of Regents - University of Wisconsin System. All Rights Reserved" with links to "Accessibility Policy", "Privacy Policy", and "Contact Webmaster". The browser's status bar at the bottom shows "Done" and the address "authhub.wisconsin.edu".

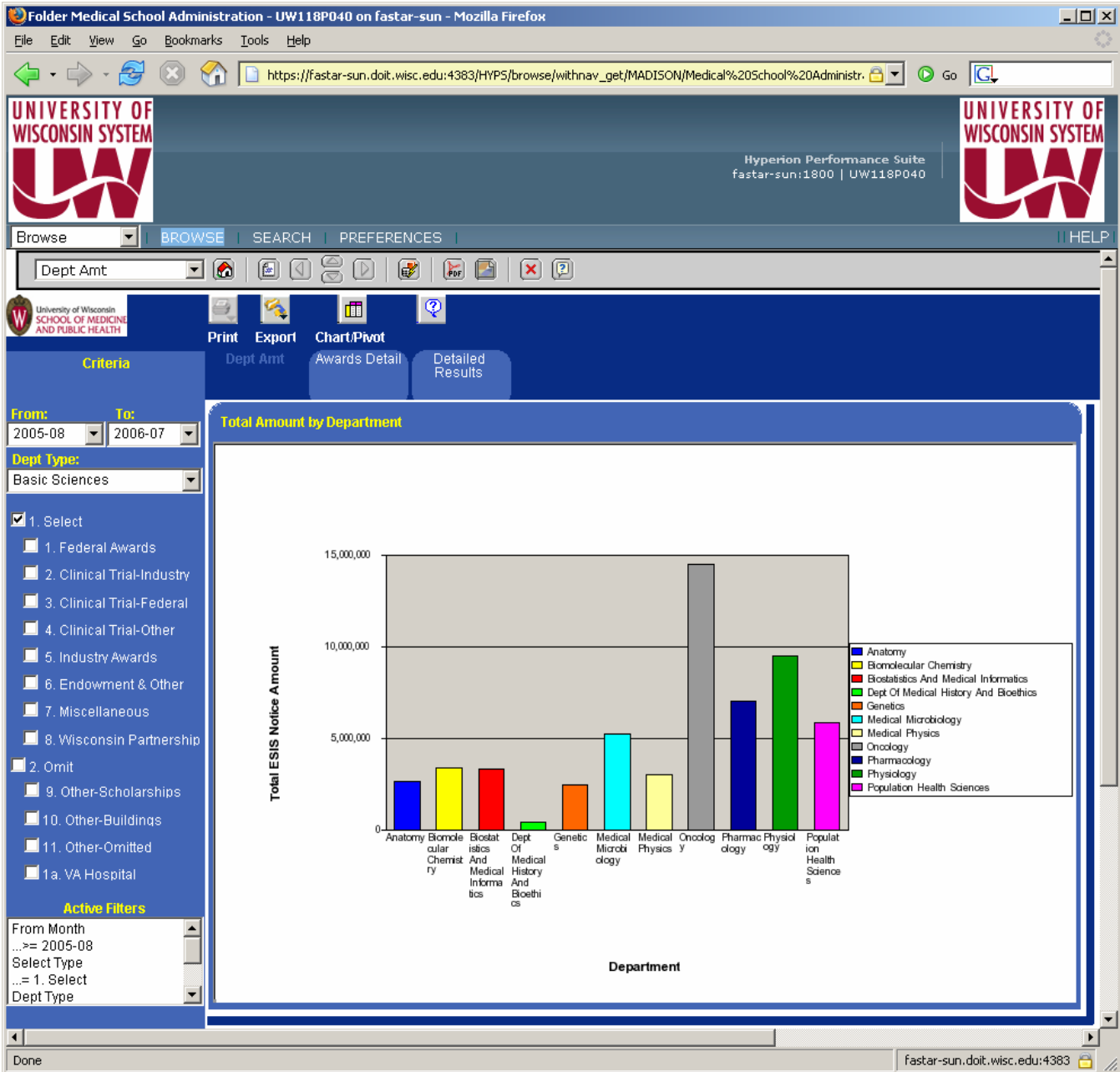
Enter your UW NetID and password (this is the same as the user name and password you use for wisc.edu email). Make sure UW-Madison (NetID) is selected as the campus.

Check the box for "Save my campus and username for 30 days (requires cookies)" to be able to link directly to the Research Awards page without logging in for the next 30 days.

If you have checked the box but made an error in your name or password, go to <https://authhub.wisconsin.edu/>

The Dashboard

After you have logged on, the Research Awards Dashboard will appear with the default settings in about 10-15 seconds.



The Hyperion Controls

The first two lines of buttons are supplied for every Hyperion query in the UW system query library.



On the top bar,

The Browse dropdown also allows you to select "View Manager" or "Job Manager". These are general Hyperion Performance Suite pages.

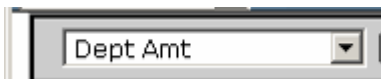
The Browse button shows you the catalog of available queries.

The Search button allows you to search for queries based on keywords and date.

The Preferences button allows you to set some preferences for all queries.

The Help button opens a new window with a manual for the Hyperion Performance Suite.

On the second bar,




This dropdown allows you to select any page of the dashboard

 goes to the dashboard's home page (in this case, Dept Amt).





The scroll keys allow you to move up and down on the page you're on. Use the page up and page down arrows to move from page to page in a report. The button on the left that looks like a piece of paper takes you to the first page.


 Processes the query. **Do not use** for the Research Awards Dashboard.

 Saves the query locally. **Do not use** unless you're using the Hyperion Insight plug-in. For instructions on downloading the plugin see ...

 Export the current screen to pdf

 Export to Excel

 Close the dashboard

 Opens a new window with a manual for the Hyperion Intelligence iServer

The Dashboard Buttons

There are four buttons on the top panel of the Research Awards Dashboard:



The Print button is disabled for the web version of the Research Awards dashboard.



Exports the current dashboard section to excel.



Switches between the chart and table views of the Dept Amt Dashboard. Initially, you see the chart. Clicking on Chart/Pivot will show you the data in a table format.

The screenshot shows the dashboard interface with the following elements:

- Criteria Panel:**
 - From: 2005-08, To: 2006-07
 - Dept Type: Basic Sciences
 - Selections:
 - 1. Select
 - 1. Federal Awards
 - 2. Clinical Trial-Industry
 - 3. Clinical Trial-Federal
 - 4. Clinical Trial-Other
 - 5. Industry Awards
 - 6. Endowment & Other
 - 7. Miscellaneous
 - 8. Wisconsin Partnership
 - 2. Omit
- Navigation:** Print (disabled), Export, Chart/Pivot, Detailed Results
- Table: Total Amount by Department**

Fund	133	144	162	Total
	ESIS Notice Amount	ESIS Notice Amount	ESIS Notice Amount	ESIS Notice Amount
Department				
Anatomy	462,233	2,230,248		2,692,481
Biomolecular Chemistry	1,007,500	2,421,793	1,904	3,431,197
Biostatistics And Medical Informatics	1,040,627	2,271,302		3,311,929
Dept Of Medical History And Bioethics	161,911	328,732		490,643
Genetics	276,802	2,223,045		2,499,847
Medical Microbiology	499,040	4,769,356	1,050	5,269,446
Medical Physics	1,191,699	1,875,653		3,067,352
Oncology	673,082	13,725,929	92,515	14,491,526
Pharmacology	2,349,756	4,689,975		7,039,733
Physiology	1,943,776	7,552,191	300	9,496,267
Population Health Sciences	2,112,159	3,759,257		5,871,416
Total	11,718,586	45,847,481	95,769	57,661,837



Click to show the functions of the other buttons.

The Left Panel Criteria

The left panel of criteria allows you to choose which time period, department type, and grant categories to view.

Criteria

From: 2005-08 **To:** 2006-07

Dept Type: Basic Sciences

1. Select

- 1. Federal Awards
- 2. Clinical Trial-Industry
- 3. Clinical Trial-Federal
- 4. Clinical Trial-Other
- 5. Industry Awards
- 6. Endowment & Other
- 7. Miscellaneous
- 8. Wisconsin Partnership

2. Omit

- 9. Other-Scholarships
- 10. Other-Buildings
- 11. Other-Omitted
- 1a. VA Hospital

Active Filters

From Month
>= 2005-08

Select Type
= 1. Select

Dept Type

Dates: The default dates are set for the full previous fiscal year.

From: 2005-08 **To:** 2006-07

2005-08

2005-09

2005-10

2005-11

2005-12

2006-01

2006-02

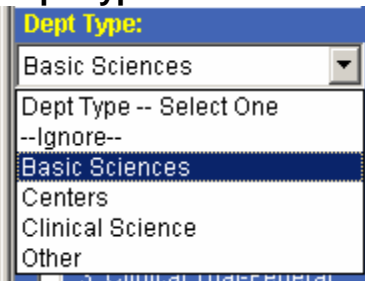
2006-03

Awards

Trial-Industry

To change the dates, use the dropdown and select the desired year and month. Note that for research awards, the fiscal year runs from August through July rather than July through June.

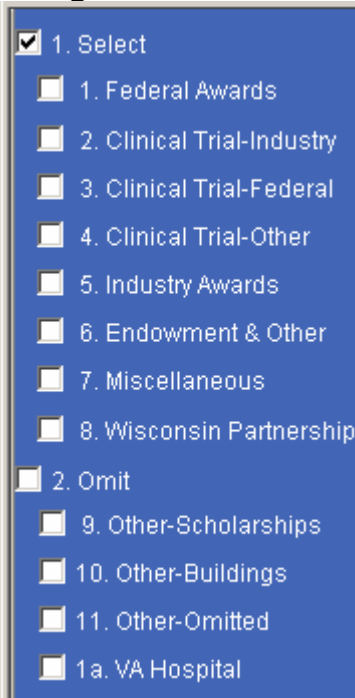
Dept Type: The default department type is Basic Sciences.



The image shows a dropdown menu titled "Dept Type:". The current selection is "Basic Sciences". The menu is open, displaying a list of options: "Basic Sciences" (highlighted), "Centers", "Clinical Science", and "Other". Above the list, the text "Dept Type -- Select One" and "--Ignore--" is visible.

Use the drop down to select a different department type, or select --Ignore-- (this means to ignore any restriction on department type) to see all department types.

Categories: The default is all "Select" categories.



The image shows a blue list box titled "Categories:". It contains 11 items, each with a checkbox. The first item, "1. Select", is checked. The second item, "2. Omit", is unchecked. The other items are: "1. Federal Awards", "2. Clinical Trial-Industry", "3. Clinical Trial-Federal", "4. Clinical Trial-Other", "5. Industry Awards", "6. Endowment & Other", "7. Miscellaneous", "8. Wisconsin Partnership", "9. Other-Scholarships", "10. Other-Buildings", "11. Other-Omitted", and "1a. VA Hospital".

To see all categories, either check or uncheck both "1. Select" and "2. Omit". If nothing is checked, that means no restrictions were applied. To view specific sub-categories, check the category in which they belong, and check the individual sub-categories. If no sub-categories are checked, all of them will be included.

The Dashboard Navigation Tabs



These tabs take you to the three panels of the dashboard. Click on the tab to go to that section.

Dept Amt shows a chart of total amount by department, or a table of total amount by department and fund (133, 144, etc.)

Awards Detail shows descriptive information for the monies received:

Awards Detail							
Department	Fund	Acct	Title	PI Name	Regent Date	Donor Desc	ESIS Notice Amount
Anatomy	133	A377	department of anatomy chairman's discretionary	Chair	12/09/05	multiple donors	2,582
					02/10/06	john wiley and sons inc	8,000
		FN48	new warf professorship in ei	Harting, John K	02/10/06	university of wisconsin foundation	100,000
		GM87	selective listening: neural m	Populin, Luis C	09/09/05	deafness research foundation	3,327
		HN88	3-d culture of mouse embryc	Lyons, Gary E	01/06/06	american heart association	66,000
		HX92	department of anatomy chai	Chair	06/09/06	multiple donors	500
		HY17	role f mesothelium in format	Downs, Karen M	06/09/06	march of dimes birth defects foun	255,824
		JA68	the function of jumonji in car	Lee, Youngsook	07/07/06	american heart association	26,000
	144	LM07	mechanisms of seizure propagation in limbic cortex	Haberly, Lewis B	01/06/06	dhhs, phs, national institutes of he	309,130
					04/07/06	dhhs, phs, national institutes of he	68,202
		MS27	developmental studies on th	Kalil, Katherine	09/09/05	dhhs, phs, national institutes of he	322,599
		NF68	collicular influence on auditory thalamic neurons	Smith, Philip H	01/06/06	dhhs, phs, national institutes of he	203,090
					04/07/06	dhhs, phs, national institutes of he	44,807
		NH83	function of the thalamic retic	Uhrich, Daniel J	04/07/06	national science foundation	140,000
		NK37	regulation of axon guidance	Gomez, Timothy	03/10/06	dhhs, phs, national institutes of he	291,083
NM20		signals in collapse-induced	Davenport, Rog	10/07/05	dhhs, phs, national institutes of he	181,875	
Biomolecul ar	133	HG23	investigating fungal infection	Hull, Christina M	08/19/05	university of wisconsin foundation	100,000
		HI 87	mechanisms of replication r	Keck .James I	11/11/05	american cancer society inc	720,000

Detailed Results shows all the fields that were retrieved.

Detailed Results													
	Select Type	Category	Dept Type	Department	Fund	Acct	PI Name	Title	Regent Date	ESIS Notice Amount	Donor Desc	Major Cat	Clinical Trial Ind
1	1. Select	6. Endow	Basic E	Anatomy	133	A377	Chair	depart	12/09/05	2,582.00	multiple c	Gift	N
2	1. Select	6. Endow	Basic E	Anatomy	133	A377	Chair	depart	02/10/06	8,000.00	john wiley	Gift	N
3	1. Select	6. Endow	Basic E	Anatomy	133	FN48	Harting	new w:	02/10/06	100,000.00	university	Gift	N
4	1. Select	7. Miscell	Basic E	Anatomy	133	GM87	Populir	selectr	09/09/05	3,327.00	deafness	Grant/Conti	N
5	1. Select	7. Miscell	Basic E	Anatomy	133	HN88	Lyons,	3-d cul	01/06/06	66,000.00	american	Grant/Conti	N
6	1. Select	6. Endow	Basic E	Anatomy	133	HX92	Chair	depart	06/09/06	500.00	multiple c	Gift	N
7	1. Select	7. Miscell	Basic E	Anatomy	133	HY17	Downs	role f r	06/09/06	255,824.00	march of	Grant/Conti	N
8	1. Select	7. Miscell	Basic E	Anatomy	133	JA68	Lee, Yo	the fun	07/07/06	26,000.00	american	Grant/Conti	N
9	1. Select	1. Federa	Basic E	Anatomy	144	LM07	Haberly	mecha	01/06/06	309,130.00	dhhs, phs	Grant/Conti	N
10	1. Select	1. Federa	Basic E	Anatomy	144	LM07	Haberly	mecha	04/07/06	68,202.00	dhhs, phs	Grant/Conti	N
11	1. Select	1. Federa	Basic E	Anatomy	144	MS27	Kalil, K	develo	09/09/05	322,599.00	dhhs, phs	Grant/Conti	N
12	1. Select	1. Federa	Basic E	Anatomy	144	NF68	Smith, I	collicul	01/06/06	203,090.00	dhhs, phs	Grant/Conti	N
13	1. Select	1. Federa	Basic E	Anatomy	144	NF68	Smith, I	collicul	04/07/06	44,807.00	dhhs, phs	Grant/Conti	N
14	1. Select	1. Federa	Basic E	Anatomy	144	NH83	Uhlrich	functio	04/07/06	140,000.00	national e	Grant/Conti	N
15	1. Select	1. Federa	Basic E	Anatomy	144	NK37	Gomez	regulat	03/10/06	291,083.00	dhhs, phs	Grant/Conti	N
16	1. Select	1. Federa	Basic E	Anatomy	144	NM20	Davenp	signals	10/07/05	181,875.00	dhhs, phs	Grant/Conti	N
17	1. Select	1. Federa	Basic E	Anatomy	144	NR46	Populir	selectr	08/19/05	184,960.00	national e	Grant/Conti	N
18	1. Select	1. Federa	Basic E	Anatomy	144	NR46	Populir	selectr	09/09/05	191,110.00	national e	Grant/Conti	N
19	1. Select	1. Federa	Basic E	Anatomy	144	PG11	Fallon,	epithel	06/09/06	293,392.00	dhhs, phs	Grant/Conti	N
20	1. Select	2. Clinica	Basic E	Biostatis	133	DS94	Fisher,	data ar	03/10/06	328,767.00	pfizer, inc	Grant/Conti	Y
21	1. Select	4. Clinica	Basic E	Biostatis	133	GD28	Demets	control	03/10/06	191,852.00	astrazene	Grant/Conti	Y
22	1. Select	2. Clinica	Basic E	Biostatis	133	GQ37	Demets	statisti	12/09/05	67,685.00	amgen, ir	Grant/Conti	Y
23	1. Select	8. Wiscor	Basic E	Biostatis	133	GU38	Demets	wiscor	06/09/06	-31,717.00	university	N/A	N
24	1. Select	2. Clinica	Basic E	Biostatis	133	HQ30	Feyzi, J	statisti	01/06/06	62,740.00	astrazene	Grant/Conti	Y

Advanced: Modifying the Pivot Tables

To modify the the pivot tables (Dept Amt and Awards Detail), first click on any item in the table (e.g. Department). This will take you to a new screen where only the table is displayed.

Functions are accessed by clicking on an item to select it, then right-clicking to show the menu.

	Fund	133	144	162	Total
		ESIS Notice Amount	ESIS Notice Amount	ESIS Notice Amount	ESIS Notice Amount
Department					
Anatomy		462,233	2,230,248		2,692,481
Biomolecular Chemistry		1,007,500	2,421,793	1,904	3,431,197
Biostatistics And Medical Informatics		1,040,627	2,271,302		3,311,929
Dept Of Medical History And Bioethics		161,911	328,732		490,643
Genetics		276,802	2,223,045		2,499,847
Medical Microbiology		499,040	4,769,356	1,050	5,269,446
Medical Physics		1,191,699	1,875,653		3,067,352
Oncology		673,082	13,725,929	92,515	14,491,526
Pharm					7,039,733
Physio				300	9,496,267
Popula					5,871,416
Total				95,769	57,661,837

Drill Anywhere	Select Type
Drillup	Category
Focus on Items	Dept Type
Hide Items	Acct
(Un)Group Items	PI Name
Use Surface Value	Title
Auto-Size Column Width	Regent Date
Swing	Donor Desc
Sort Ascending	Major Cat
Sort Descending	Clinical Trial Ind
Add Items	UDDS
	Proj Type
	From Month
	To Month

Drill Anywhere allows you to add columns and focus on the current selection. In the example above, there would be separate items for each category within Oncology.

	Fund	133	144	162	Total
	Category	ESIS Notice Amount	ESIS Notice Amount	ESIS Notice Amount	ESIS Notice Amount
Department					
Oncology	1. Federal		13,725,929		13,725,929
	5. Industr	79,227			79,227
	6. Endowme	451,777		92,515	544,293
	7. Miscell	142,078			142,078
Total		673,082	13,725,929	92,515	14,491,526

- To drill back up to the original view, select one of the categories (e.g. "1. Federal"), right-click and select **Drillup** on the menu.
- If you want to see all the original rows with additional columns, select **Add Items**.
- **Focus on Items** shows only the selected items.
- **Hide Items** hides the selected items.
- **(Un)Group Items** combines the data for multiple items (for example, if you selected Anatomy and Genetics and then "(Un)Group Items", the combined data for Anatomy and Genetics would show on one line. To Ungroup, select the "grouped" item and then "(Un)Group Items".,